

shindaiwa®

T3410 Trimmer/C3410 Brushcutter



HAWAII GROWER PRODUCTS

**SHINDAIWA STRING TRIMMERS
CHAIN SAWS, BRUSH CUTTERS
POLE SAWS AND HEDGE TRIMMERS**

400 Lehuakona St. Kahului, HI 96732

Phone 808-**877-6636**



Powered by
Shindaiwa's
unique patented
C4 Technology,[®]
this hard-working
engine provides
remarkable
power with low
noise, reduced
emissions,
and excellent
fuel economy.

shindaiwa®

T3410 Trimmer / C3410 Brushcutter

Engine features chrome plated cylinder and 2-ring piston for extended service life

Heavy-duty air filter element is easily accessible; no tools required for maintenance



T3410

Ergonomic design for easier, more comfortable handling



C3410

Fuel tank features a large, vertical opening for easy filling

Heavy-duty air filtration system. Highly effective

Solid steel drive shaft

Aircraft-quality aluminum outer tube

Bikini style debris shield provides ample visibility

Full anti-vibration system for reduced operator fatigue

All-in-one control handle features convenient On/Off switch, throttle lock-out lever, and handy throttle trigger

C3410 comes equipped with a 2-piece debris shield to accommodate both trimmer heads and metal blades

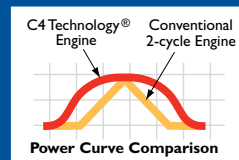
Strap with hip pad for safety and to help reduce fatigue



Trimmer to Brushcutter Conversion Kit P/N 81113



Shindaiwa's patented C4 Technology® delivers the best of both 2-cycle and 4-cycle engines. Stronger. Smoother. Quieter.



- Incredible torque under load.
- Quick throttle response.
- No oil sump. No dipstick.
- Uses 50:1 mixed fuel.
- Excellent fuel economy.
- Meets stringent EPA and California exhaust emission regulations.

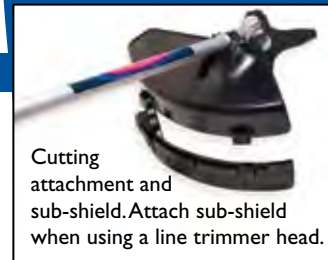
Specifications

	T3410	C3410
Displacement	2.1 cu in (34 cc)	2.1 cu in (34 cc)
Output	1.4 hp (1.0 kW)	1.4 hp (1.0 kW)
Dry Weight*	13.9 lbs (6.3 kg)	15.8 lbs (7.2 kg)
Overall Length	70.8 in (179 cm)	71 in (180 cm)
Carburetor	Walbro Barrel-valve	Walbro Barrel-valve
Fuel Capacity	23.7 oz (700 ml)	23.7 oz (700 ml)
Fuel, 50:1 Ratio	Fuel/Mixing Oil	Fuel/Mixing Oil


*Weights without cutting attachment

Features

- Walbro WYL diaphragm-type carburetor with primer.
- The C3410 features an ergonomically designed offset handle improves operator comfort and reduces fatigue.



Cutting attachment and sub-shield. Attach sub-shield when using a line trimmer head.



Trimmer head with sub-shield attached.

shindaiwa®

First to Start. Last to Quit.
www.shindaiwa.com



HAWAII GROWER PRODUCTS

SHINDAIWA STRING TRIMMERS
CHAIN SAWS, BRUSH CUTTERS
POLE SAWS AND HEDGE TRIMMERS

400 Lehuakona St. Kahului, HI 96732

Phone 808-877-6636